



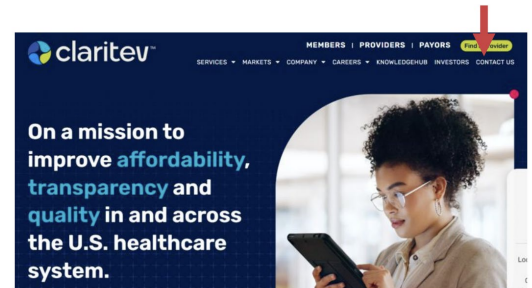
Finding an In-Network PCHS Provider

You belong to the PHCS Practitioner & Ancillary Network. Follow these instructions below to find an in-network provider.

Step #1:

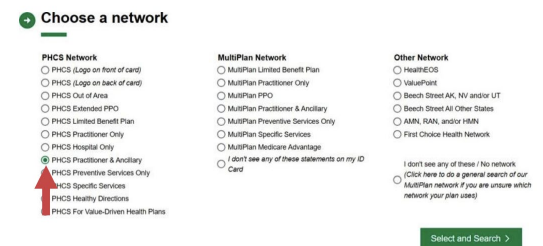
Go to www.multiplan.com.

Click on “Find a Provider” in the upper right-hand corner.



Step #2:

On the next screen, under ‘PHCS Network’, select the radio button next to “PHCS Practitioner & Ancillary”.

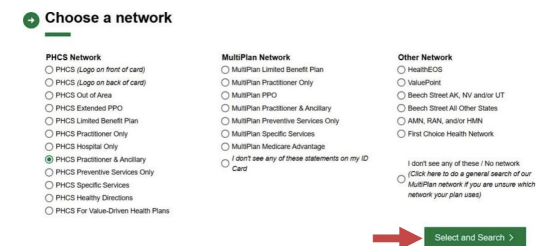


Step #3:

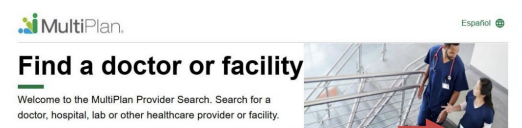
Then click the green “Select and Search” button.

Step #4:

On the next screen, input your search criteria to find providers. Search name, specialty, facility type, NPI, or license #.

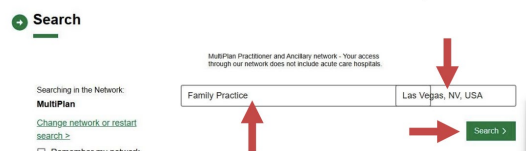


Next, enter your city, state, or zip to find an in-network provider near you. Click the green “Search” button.



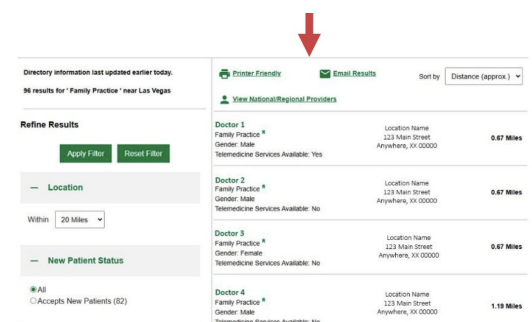
Step #5:

Scroll down to view all providers that have populated from your search.



Step #6:

Call the Provider to set up an appointment, and to verify insurance using the contact information provided.



Reminder: If they ask you what type of insurance you have, you have PHCS Practitioner & Ancillary.